

Adagio

II Oboe e Flauto 8
I Flauto dolce di 8

dal Concerto in la min.

ANTONIO VIVALDI - BACH

In sei movimenti

23.

p


II 2
(chiuso)

(aprendo)

(chiudendo)



Musical notation system 1, featuring a treble and bass clef. The treble clef contains a complex melodic line with fingerings 3 1, 4 2, 5 1, 4 2, and 5. The bass clef contains a bass line with fingerings 2, 1, 1 4, 1 2 3 1, and 2-1. The instruction "(chiuso)" is written above the treble clef.




Musical notation system 2, featuring a treble and bass clef. The treble clef contains a melodic line with fingerings 5, 2 3, 1 2, 3 4, 3 4, 5, and 5. The bass clef contains a bass line with fingerings 1 2 3 1, 2-1, 1 4, and 1 2.




Musical notation system 3, featuring a treble and bass clef. The treble clef contains a melodic line with fingerings 4 3, 4 5, 3, 5, 3 2, 4 1, 4 2, 3, 4, and 1 2. The bass clef contains a bass line with fingerings 5-1, 1 4, 2, 1, and 2. The instruction "(aperto)" is written above the treble clef, and "(chiuso)" is written above the bass clef.



Musical notation system 4, featuring a treble and bass clef. The treble clef contains a melodic line with fingerings 4, 3 2, 4 1, 3 2, 4 1, 3 2, 5 1, 4 2, 5 3, 4 2, 4 1, 3 2, 5 1, 4 2, 3-5, 4 2, and 3. The bass clef contains a bass line with fingerings 1, 2, 1, and 2. The instruction "(aperto)" is written above the treble clef, and "(chiusendo)" is written above the bass clef.



Musical notation system 5, featuring a treble and bass clef. The treble clef contains a melodic line with fingerings 4, 3 1, 4 1, 5 2, 4 1, 4-3, 5-4, 5 2, 4 1, 5 2, 5 2-1, 4, 4-5, and 1-2. The bass clef contains a bass line with fingerings 2, 1, 1, 2, 2, and 2. The instruction "(chiuso)" is written above the treble clef, and "rall." is written above the bass clef.



Musical notation system 6, featuring a treble and bass clef. The treble clef contains a melodic line with fingerings I, 5, 5, 3, 1, 5, 3, 1, and 5. The bass clef contains a bass line with fingerings 1, 3, 1, 3, 1, 2 1, and 1. The instruction "a tempo" is written above the treble clef, and "rit. molto" is written above the bass clef.